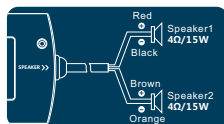


Diagram

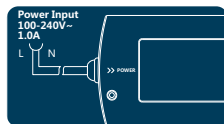
1. Load connection

Properly connect the speakers according to the speaker specification displayed in the diagram.




2. Power supply connection

Make power supply connection according to the power supply specification displayed in the diagram.



3. Music play operation

When the Bluetooth audio amplifier is powered on, search the Bluetooth named "JOYONWAY" with your smart phone or ipad and make the connection. Then music play can be realized with your smart phone or ipad.



Power voltage input: 100-240V ~ 50-60Hz 1.0A
Power output : channel 2.0 (2*15W/4Ω)

Bluetooth version : V4.2
Frequency : 20Hz-20KHz
Water proof standard : IPX5

III

Matters need attention

Bluetooth pass word: 2288

The list of all paired phones will be wiped out when the Bluetooth audio amplifier is re-powered on after powered off for two minutes.

IV

Common trouble shooting

Trouble	Solution
Bluetooth signal can not be found or connection can not be made	<ol style="list-style-type: none"> 1. Please check if the Bluetooth audio amplifier is properly powered on 2. Please ensure that user's phone/ipad is within the 10 m effective communication range with the Bluetooth audio amplifier 3. Please check if the Bluetooth is already connected by another phone/ipad. If so, please disconnect the other phone/ipad first and re-search the Bluetooth signal with user's phone/ipad. If it is unable to find out whether the Bluetooth audio amplifier is occupied by another phone/ipad, please power off the Bluetooth amplifier for 2 minutes and then re-power it on. Then search again with user's phone/ipad.
Bluetooth connection is made but no sound coming from the speakers	<ol style="list-style-type: none"> 1. If the user's phone/ipad is at the same time connecting to other Bluetooth amplifiers, please disconnect it from other Bluetooth amplifiers first and then try to play music on this Bluetooth. 2. Please check the music player's playing state on user's phone/ipad. 3. Please forget/ignore this Bluetooth name on user phone/ipad and then search again for its Bluetooth signal and make the connection.
Music is stuttering	<ol style="list-style-type: none"> 1. If the music is played via internet, please make sure that the internet is smooth and stable. 2. Please make sure that user's phone/ipad is within the 10m effective communication range with the Bluetooth audio amplifier. 3. Please ignore/forget this Bluetooth name on user phone/ipad and re-search the Bluetooth and make connection. 4. Please re-start user's phone/ipad.
Other	If the problems remain after above measures, please contact the distributor or manufacturer for technical assistance.