



TUFF SPAS

relax. we have you COVERED

GO GREEN with TUFF

Built for the planet. Built for a lifetime.

- One Piece, heat-retaining shell
- Material is recyclable
- Fewer emissions in manufacturing
- Lower energy consumption



INNOVATION: Tuff Top Cover | **SIMPLE:** Just Plug In | **DURABLE:** Lifetime Warranty on Shell & Cover | **GREEN:** Recyclable Material & Sustainable Insulation



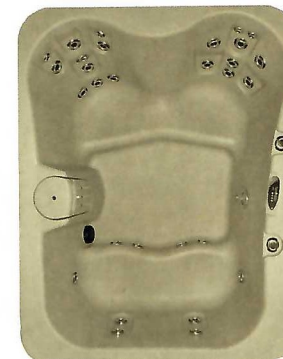
TT150

- Tuff Top Cover Available
- 2 Adults • 150 Gallons
- 77"L x 52"W x 27"H
- 355 lbs. Dry Weight
- 110/220v Convertible
- 22 Jets • 2hp Pump
- 1kw/4kw Heater



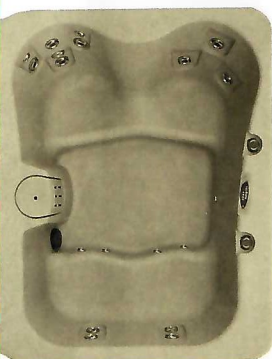
TT450

- Tuff Top Cover Available
- 4-7 adults • 350 Gallons
- 77"L x 77"W x 35"H
- 560 lbs. Dry Weight
- 110/220v Convertible
- 22 Jets • 2hp Pump
- 1kw/4kw Heater



TT250 PLATINUM

- Tuff Top Cover Available
- 2-4 Adults • 250 Gallons
- 77"L x 60"W x 29.5"H
- 525 lbs. Dry Weight
- 220v • 30 Jets
- 4hp Pump
- 4kW Heater



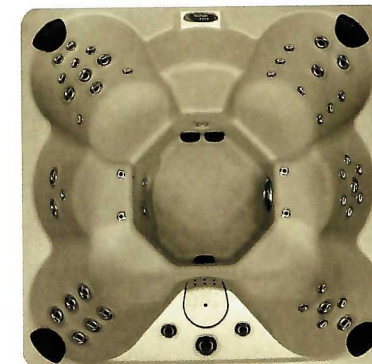
TT250

- Tuff Top Cover Available
- 2-4 Adults • 250 Gallons
- 77"L x 60"W x 29.5"H
- 405 lbs. Dry Weight
- 110/220v Convertible
- 19 Jets • 2hp Pump
- 1kw/4kw Heater



TT650

- Tuff Top Cover Available
- Seats 4-5 Adults
- 300 Gallons
- 77"L x 77"W x 29.5"H
- 2hp Pump
- 510 lbs. Dry Weight
- 21 Jets
- 110/220v Convertible
- 1kw/4kw Heater



TT450 PLATINUM

- 4-7 Adults
- 77"L x 77"W x 35"H
- 350 Gallons
- 735 lbs. Dry Weight
- 220V • 50 Jets
- 2-4hp Pumps
- 5.5kw Heater



TS350

- Standard Cover
- 5-6 Adults • 375 Gallons
- 73" in diameter x 32"H
- 365 lbs. Dry Weight
- 110/220v Convertible
- 18 Jets • 2hp Pump
- 1kw/4kw Heater

PANEL OPTIONS



STACKED STONE

LOUVRE

ZEN



TT650 PLATINUM

- 5 adults
- 77"L x 77"W x 29.5"H
- 300 Gallons
- 635 lbs. Dry Weight
- 220V • 50 Jets
- 2-4hp Pumps
- 5.5kw Heater

TUFF TOP COVER

Why would you ever buy a spa without one?

INNOVATIVE

- Never buy another cover
- Converts Into a shelf/bar
- Holds over 1,000 pounds
- Fully insulated
- No more rotting, smelly, or sagging covers
- **LIFETIME WARRANTY!**



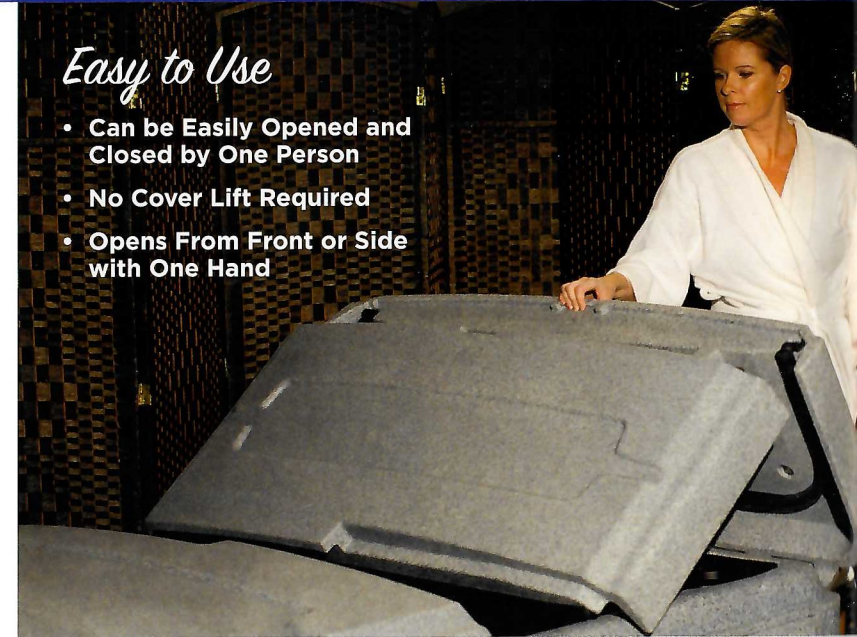
THE WORLD'S ONLY PATENTED HARD TOP SPA COVER THAT OFFERS THESE EXCLUSIVE FEATURES

- Stays horizontal so you never need to bend over, making it easier to open/close and eliminate unneeded stress on your back
- Will not obstruct view when open
- Converts into a shelf when open to hold items such as towels, drinks, stereos, candles, etc
- Powder coated aluminum arms that will never break or need to be replaced
- Inter-locking design eliminates the need for unsightly straps



Easy to Use

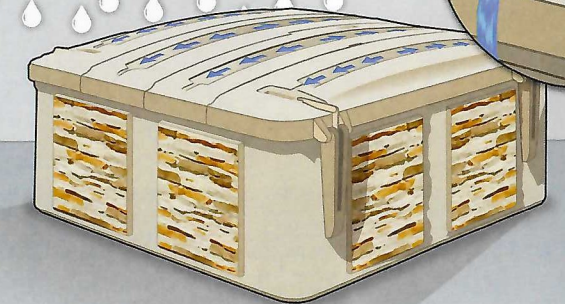
- Can be Easily Opened and Closed by One Person
- No Cover Lift Required
- Opens From Front or Side with One Hand




Cover Run Off

Exclusive Channel Flow design that prevents water from pooling on top of cover.

PRECIPITATION



BUILT TO WITHSTAND ANY CLIMATE



OPTIONAL UPGRADES



TUFF TOP COVER



MULTI-COLORED STONE



OZONE



LED LIGHT



CHROME JETS



SPA STEPS



START UP KIT



DELIVERY

ENHANCE YOUR BACKYARD WITH OUR EXCLUSIVE MULTI-COLORED STACKED STONE

Only Tuff Spas Offers Mutli-Colored Stack Stone Panels



SAHARA



SLATE



MOCHA

TUFF HEATING TECHNOLOGY (THT)

Only Tuff Spas offers a spa that heats when the jets are running.



Blue sTUFF

Tuff Spas are made with Blue sTUFF Insulation which is made from post consumer recycled denim that is thermally bonded. This Natural Fiber Spa Insulation contains no fiberglass and does not itch or cause skin irritation.




Excellent Noise Absorption • Sustainable Product
Strong Thermal Protection • No Itch Or Skin Irritation
Resists Microbial Growth

WORLDS ONLY HARD TOP ROUND SPA



LARGE ACCESS & SOLID BOTTOM



- 110v/220v Convertible Equipment
- Solid Bottom Keeps Rodents Out and Heat In
- Large Side Access Panels for Easy Access to All Plumbing
- Lifetime Warranty!

COLOR OPTIONS

Tuff Spas are available in three colors.



SAHARA



SLATE



MOCHA

For the dealer nearest you, please call
1-866-939-0851
or visit our website at
www.TUFFSPAS.com

Insert all dealer info here

